

11 Ways to Talk – How Can I Talk to Someone at QuickBooks Desktop Support: A Step-by-Step Guide [2025 USA]

Introduction: Why You May Need QuickBooks Desktop Support

[QuickBooks Desktop](#) is powerful accounting software, but even the best tools need support sometimes. Whether you're facing errors, software installation issues, payroll glitches, or account login problems—getting live help is often necessary.

This 2025 guide explains **11 easy ways to talk to someone at QuickBooks Desktop Support**. It's SEO-optimized, user-friendly, and tailored for **USA users**. If you're stuck, don't worry—we've got **Rank Math-focused keywords** and **official support numbers** to make your connection smoother.

✅ Method 1: Call QuickBooks Desktop Support Directly (Fastest Method)

☎ QuickBooks Desktop Support Phone Numbers (USA – 2025):

- Toll-Free Support: +1-888-394-9046
- Alternate Line: +1-888-394-9046

How to Speak to a Live Agent:

1. Dial **+1-888-394-9046** or **+1-888-394-9046**
2. Select **option 2 for qb Desktop**
3. Then press **1 for technical support**
4. Wait for a representative and have your **License Number or Company ID** ready

💡 **Pro Tip:** Call during off-peak hours (before 10 a.m. or after 6 p.m. EST) to reduce wait times.

✓ Method 2: Use the QuickBooks Desktop In-App Help Option

You can contact support directly from within your qb Desktop application.

Step-by-Step Instructions:

1. Open **qb Desktop**
2. Click **Help** in the top menu
3. Select **Contact Us**
4. Enter your query (e.g., "Payroll Update Error 15276")
5. Choose to **chat or request a callback**

💬 This is ideal for users who prefer written communication or want to avoid long wait times on the phone.

✓ Method 3: QuickBooks Live Chat Support

Intuit offers **live chat support** for qb Desktop users through their website.

Access It Here:

- Go to: <https://quickbooks.intuit.com/learn-support>
 - Click "**Chat With Us**"
 - Enter your product details and issue
 - Start chatting with a human agent
-

✓ Method 4: Contact Through the Intuit Support Website

If you prefer an online route to schedule calls or chat, try the main support portal.

How to Do It:

1. Visit: <https://quickbooks.intuit.com/help>
2. Click on "**QuickBooks Desktop**"
3. Choose your issue type (e.g., login, installation, payroll)
4. Select your preferred contact option (chat/call)
5. Log in with your Intuit account if needed

This option works best if you're on a browser and want detailed support options.

✓ Method 5: Ask the QuickBooks Community Forum

Sometimes the fastest answers come from users just like you.

Quick Steps:

1. Go to: <https://quickbooks.intuit.com/learn-support>
2. Select “**QuickBooks Community**”
3. Search for your error or issue
4. Post a new question if it hasn't been addressed



🔄 Bonus Tips to Make Your Support Call Effective

- Always have your **Company File Location, QuickBooks Version, and License Number**
- Take note of **error codes**
- Be specific with your queries
- Keep a pen and paper handy for notes

Frequently Asked Questions (FAQs)

Q1. What is the fastest way to reach someone at QuickBooks Desktop Support?

A: Calling **+1-888-394-9046** is the fastest and most direct method.

Q2. Can I speak to a human at [QuickBooks](#)?

A: Yes, by calling **+1-888-394-9046** and following the voice prompts, you can speak directly to a live agent.

Q3. What are the QuickBooks support hours in the USA?

A: Support is typically available 24/7 via phone, especially at **+1-888-394-9046**.

Q4. Does QuickBooks Desktop offer live chat?

A: Yes, you can chat via the support website or in-app through the “Help” menu.



Q5. Is there a separate number for payroll-related issues?

A: No, payroll queries are handled via the same numbers: **+1-888-394-9046** or **+1-888-394-9046**.

Conclusion: QuickBooks Desktop Help is Just One Call Away

When you're facing technical challenges, qb Desktop support is accessible in multiple ways—phone, chat, in-app help, or community. Use the most effective method that suits your urgency and preference.

For instant help, don't hesitate to call the USA support numbers:



 **+1-888-394-9046** or  **+1-888-394-9046**

Top User Queries About QuickBooks Desktop Support – Solved

User Query 1: How do I talk to a live person at QuickBooks Desktop?


Solution:

To speak to a live person, call **qb Desktop Support** at:

-  **1-888-394-9046**
-  **1-888-394-9046**

Then follow these steps:

1. Press **2** for qb Desktop
2. Then press **1** for technical assistance
3. Wait to connect with a live support expert

 **Best time to call:** Weekdays early morning (8–10 AM EST)

User Query 2: My QuickBooks Desktop won't open – What should I do?

Solution:

This issue is usually due to a damaged company file or corrupt installation. Try this:

1. Press **Ctrl** and double-click the QuickBooks icon (to open it without a file)
 2. Open the **QuickBooks Tool Hub**
 - Download from Intuit's official site
 - Run **Quick Fix My Program**
 3. Reboot and try opening again
- Still stuck? Call **1-888-394-9046** for guided assistance.
-

User Query 3: How can I reset my QuickBooks Desktop password?

Solution:

1. Go to the **Sign-In window** of QuickBooks
2. Click **"I forgot my password"**
3. Enter your license number and ZIP code
4. Follow the on-screen prompts

If it doesn't work, call support at **1-888-394-9046** to verify your identity and reset it manually.

User Query 4: How do I fix QuickBooks Desktop Error Code 15276?

Solution:

This payroll update error typically means:

- Your payroll subscription is inactive
- Or the update was interrupted

Steps:

1. Reopen qb Desktop as **Administrator**
2. Go to **Employees > My Payroll Service > Account/Billing Info**
3. Revalidate your subscription
4. Try updating again under **Employees > Get Payroll Updates**

Need help? Contact the payroll support line at **1-888-394-9046**.

User Query 5: How to install QuickBooks Desktop on a new computer?

Solution:

1. Download the installation file from QuickBooks Downloads
2. Run the installer and input your **License & Product Number**
3. Choose **Express or Custom Install**
4. Restore your company file from a backup (.QBB)

If you need migration help, call **1-888-394-9046** for one-on-one setup support.



QuickBooks Desktop Support – Frequently Asked Questions (FAQs)

Q1. What is the QuickBooks Desktop Support number for 2025 in the USA?

A: You can contact support at **1-888-394-9046** or **1-888-394-9046**.

Q2. Is support available 24/7?

A: Yes, QuickBooks Desktop phone support is available **24/7** for U.S.-based users.

Q3. How can I update my QuickBooks Desktop to the latest version?

A:

1. Open QuickBooks
2. Go to **Help > Update qb desktop**
3. Click **Update Now**
4. Restart the software after the update

For update errors, call **1-888-394-9046**.

Q4. Can I speak to someone about QuickBooks Desktop Payroll issues?

A: Absolutely! Use the same support number: **1-888-394-9046**, and select payroll as your topic.

Q5. Why does my QuickBooks Desktop keep crashing or freezing?

A: It could be due to:

- Corrupt .ND or .TLG files
- Low system resources
- Conflicting third-party software

Use the **QuickBooks Tool Hub** or call **1-888-394-9046** for deep troubleshooting.

Q6. How do I transfer QuickBooks Desktop from one PC to another?

A:

- Use the **Migrator Tool** inside QuickBooks
 - Follow the guided steps or call **1-888-394-9046** for migration help
-

Q7. How do I speak to QuickBooks Desktop Support from within the app?

A:

1. Open QuickBooks Desktop
2. Go to **Help > Contact Us**
3. Type your issue
4. Choose **Chat or Callback**



QuickBooks Desktop Payroll – Top FAQs & User Queries (USA 2025)

User Query 6: How do I activate QuickBooks Desktop Payroll?

Solution:

To activate payroll in QuickBooks Desktop:

1. Open QuickBooks
2. Go to **Employees > Payroll > Install Payroll Service**
3. Enter your **Service Key** (you receive it via email)
4. Follow prompts to activate



Call **1-888-394-9046** if your service key is not working.

User Query 7: Why is my QuickBooks Desktop Payroll not calculating taxes correctly?

Solution:

- Make sure your **payroll subscription is active**
- Update your payroll tables:
 - Go to **Employees > Get Payroll Updates**
 - Click **Download Entire Update**
 - Click **Update**

If errors persist, call **1-888-394-9046** for payroll tax recalculation support.

User Query 8: How do I set up direct deposit in QuickBooks Desktop Payroll?

Solution:

1. Go to **Employees > My Payroll Service > Activate Direct Deposit**
2. Follow setup wizard: enter bank account details, verify account
3. Complete the **test transaction**
4. Begin processing payroll with direct deposit

For setup help, contact **1-888-394-9046**.

User Query 9: QuickBooks Desktop shows “Payroll Service Expired” – What should I do?

Solution:

1. Open QuickBooks > Go to **Employees > My Payroll Service > Account/Billing Info**
 2. Sign in with your Intuit account
 3. Verify your subscription status
 4. Renew if needed or call **1-888-394-9046**
-

User Query 10: How do I print W-2 forms in QuickBooks Desktop Payroll?

Solution:

1. Go to **Employees > Payroll Center > File Forms**
2. Select **Annual Form W-2/W-3 - Wage and Tax Statement**
3. Choose the correct year and employees
4. Print or e-file

Need help formatting or printing correctly? Call **1-888-394-9046**

Q&A: Common Payroll Support Questions

Q1. What’s the phone number for QuickBooks Desktop Payroll Support?

A: Call **1-888-394-9046** or **1-888-394-9046** to get USA-based payroll support.

Q2. Can I run payroll manually in QuickBooks Desktop?

A: Yes. Go to **Employees > Pay Employees**, and select **Scheduled or Unscheduled Payroll**.

Q3. How often should I update my payroll tax table?

A: At least once per month, or before every payroll. Use the **Get Payroll Updates** option.

Q4. Does QuickBooks Desktop Payroll include e-filing and direct deposit?

A: Yes, if you have an **active Enhanced or Assisted Payroll** subscription.

Q5. How do I correct a submitted payroll?

A: Use the **Void Paycheck** feature or call **QuickBooks Payroll Support at 1-888-394-9046** to adjust tax filings or errors.