



# Contact Official HP® Printer Support Number- United State | HP® Support


 || +1-888-524-7147 || ★ HP ® Printer Support & customer service  
HP ® Printer Time Customer Service & Support  +1-(888)=524(\$^\$)= 7147  
Need help setting up or troubleshooting HP ® Printer Time software? Find answers to common questions or contact our support team at +1-(888)=524(\$^\$)= 7147 || +1-888-524-7147 || ★ now!

The support team is only available Monday to Friday from 6 AM to 6 PM Pacific time  
+1-(888)=524(\$^\$)= 7147 , || +1-888-524-7147 || ★ and Saturday from 6 AM to 3 PM Pacific time.


HP ® Printer Support is a free desktop application developed and distributed by Inuit.  
+1-(888)=524(\$^\$)= 7147 It is used to fix various issues in HP ® Printer support ||  
+1-888-524-7147 || ★ printer software. It is a collection of different tools to fix common issues and errors in HP ® Printer.

If you prefer to speak directly || +1-888-524-7147 || ★ with a representative, you can schedule a call through the website or use the contact || +1-888-524-7147 || ★ methods provided on your HP ® Printer support dashboard for personalized support. Be sure to have your account information || +1-888-524-7147 || ★ .


To send a message to HP ® Printer , go to their Help Center on the website or app. Select "Contact Us || +1-888-524-7147 || ★ or || +1-888-524-7147 || ★ ," choose your issue category, and either use live chat or submit a support request via email + || +1-888-524-7147 || ★ or + || +1-888-524-7147 || ★ .

How do I contact HP ® Printer support?// Phone and messaging premium support is available 24/7.  || +1-888-524-7147 || ★

How do I contact HP ® Printer support?







Open HP ® Printer. Go to Help, then select HP ® Printer Desktop Help/Contact Us  || +1-888-524-7147 || ★ . Enter the question, keyword, or topic you need help with.

Does HP ® Printer have 24-7 customer service?

Phone and messaging premium support is available 24/7  || +1-888-524-7147 || ★ .or  
+1-(888)=524(\$^\$)= 7147

How do I actually talk to someone in HP ® Printer?

How do you speak with an actual LIVE PERSON??????

1. Click Help in the upper right-hand corner of PS.  || +1-888-524-7147 || ★
2. Look for Talk to a human and click on it.  || +1-888-524-7147 || ★
3. Type in "support" or "contact support"  || +1-888-524-7147 || ★ again and press Enter. or +1-(888)=524(\$^\$)= 7147
4. Click I still need a human  || +1-888-524-7147 || ★ .
5. Select Get help from a human.  || +1-888-524-7147 || ★ or  
+1-(888)=524(\$^\$)= 7147
6. Choose between Chat with us or Have us call you.  || +1-888-524-7147 || ★ or  
+1-(888)=524(\$^\$)= 7147

Is HP ® Printer support free?

We also offer expert-led webinars, easy-to-use guides, and free phone and chat support. Sign up for HP ® Printer Online on this page or call 📞 (888) 371-6541 || +1-[888]-[5.24]-[7147] || ★ to hear about a limited-time offer.+1-(888)=:524(\$^\$)= 7147 (888) 524-7147

Within the Software: This is the most convenient option. Go to the Help menu and choose "HP ® Printer Desktop Help/Contact Us || +1-[888]-[5.24]-[7147] || ★ ." Follow the prompts to connect with a support agent via chat or request a callback. By Phone: Call HP ® Printer Desktop support at (888) 524-7147 // 1-888-524-7147.

📞 || +1-[888]-[5.24]-[7147] || ★ HP ® Printer Support Download and Installation Guide You can use the HP ® Printer customer Service number 1-888-4 ( || +1-[888]-[5.24]-[7147] || ★ ) to speak to a live support representative at HP ® Printer.

We also offer expert-led webinars, easy-to-use guides, and free phone and chat support. Sign up for HP ® Printer Online on this page or call +1-(888)=:524(\$^\$)= 7147 to hear about a limited-time offer.

For help with ????HP Printer® Support, you can reach the support team at ???? +1-(888)=:524(\$^\$)= 7147 or Or +1-(888)=:524(\$^\$)= 7147 QUICK. They're available 24/7 to assist with installation, setup, troubleshooting, and any other Desktop-level Questions or issues.

+ || +1-[888]-[5.24]-[7147] || ★ To connect with a real human at HP ® Printer, call || +1-[888]-[5.24]-[7147] || ★ and follow the instructions to be directed to a live representative who can provide personalized support and assistance with your HP ® Printer issues. + || +1-[888]-[5.24]-[7147] || ★ To contact HP ® Printer technical support, call || +1-[888]-[5.24]-[7147] || ★ .

📞 || +1-[888]-[5.24]-[7147] || ★ HP ® Printer Support & customer service

HP ® Printer Time Customer Service & Support 📞 +1-(888)=:524(\$^\$)= 7147

Need help setting up or troubleshooting HP ® Printer Time software? Find answers to common questions or contact our support team at +1-(888)=:524(\$^\$)= 7147 || +1-[888]-[5.24]-[7147] || ★ now!

The support team is only available Monday to Friday from 6 AM to 6 PM Pacific time +1-(888)=:524(\$^\$)= 7147 , || +1-[888]-[5.24]-[7147] || ★ and Saturday from 6 AM to 3 PM Pacific time.

HP ® Printer Support is a free desktop application developed and distributed by Team. +1-(888)=:524(\$^\$)= 7147 It is used to fix various issues in HP ® Printer support || +1-[888]-[5.24]-[7147] || ★ accounting software. It is a collection of different tools to fix common issues and errors in HP ® Printer.

If you prefer to speak directly || +1-[888]-[5.24]-[7147] || ★ with a representative, you can schedule a call through the website or use the contact || +1-[888]-[5.24]-[7147] || ★ methods provided on your HP ® Printer account dashboard for personalized support. Be sure to have your account information || +1-[888]-[5.24]-[7147] || ★ .

To send a message to HP ® Printer , go to their Help Center on the website or app. Select "Contact Us || +1-[888]-[5.24]-[7147] || ★ or || +1-[888]-[5.24]-[7147] || ★ ," choose your issue category, and either use live chat or submit a support request via email + || +1-[888]-[5.24]-[7147] || ★ or + || +1-[888]-[5.24]-[7147] || ★ .

How do I contact HP ® Printer support?// Phone and messaging premium support is available 24/7. ☎️ || +1-[888]-[5.24]-[7147] || ★

How do I contact HP ® Printer support?

Open HP ® Printer. Go to Help, then select HP ® Printer Desktop Help/Contact Us ☎️ || +1-[888]-[5.24]-[7147] || ★ . Enter the question, keyword, or topic you need help with.

What is 1 800 446 8848?

Professional accounting products You can also reach out by calling quick Phone Support ☎️ || +1-[888]-[5.24]-[7147] || ★ at 1-800-446-8848.or +1-(888)=:524(\$^^\$)= 7147

Does HP ® Printer have 24-7 customer service?

Phone and messaging premium support is available 24/7 ☎️ || +1-[888]-[5.24]-[7147] || ★ .or +1-(888)=:524(\$^^\$)= 7147

How do I actually talk to someone in HP ® Printer?

How do you speak with an actual LIVE PERSON??????

1. Click Help in the upper right-hand corner of HP . ☎️ || +1-[888]-[5.24]-[7147] || ★
2. Look for Talk to a human and click on it. ☎️ || +1-[888]-[5.24]-[7147] || ★
3. Type in "support" or "contact support" ☎️ || +1-[888]-[5.24]-[7147] || ★ again and press Enter. or +1-(888)=:524(\$^^\$)= 7147
4. Click I still need a human ☎️ || +1-[888]-[5.24]-[7147] || ★ .
5. Select Get help from a human. ☎️ || +1-[888]-[5.24]-[7147] || ★ or +1-(888)=:524(\$^^\$)= 7147
- 6.
7. Choose between Chat with us or Have us call you. ☎️ || +1-[888]-[5.24]-[7147] || ★ or +1-(888)=:524(\$^^\$)= 7147

Is HP ® Printer support free?

We also offer expert-led webinars, easy-to-use guides, and free phone and chat support. Sign up for HP ® Printer Online on this page or call ☎️ (888) 524-7147 || +1-[888]-[5.24]-[7147] || ★ to hear about a limited-time offer.+1-(888)=:524(\$^^\$)= 7147 (888) 524-7147

Within the Software: This is the most convenient option. Go to the Help menu and choose "HP ® Printer Desktop Help/Contact Us || +1-[888]-[5.24]-[7147] || ★ ." Follow the prompts to connect with a support agent via chat or request a callback. By Phone: Call HP ® Printer Desktop support at (888) 524 -7147 // 1-888-524-7147.

☎️ || +1-[888]-[5.24]-[7147] || ★ HP ® Printer Support Download and Installation Guide

You can use the HP ® Printer customer Service number 1-800-4 (|| +1-[888]-[5.24]-[7147] || ★ ) to speak to a live support representative at HP ® Printer.

We also offer expert-led webinars, easy-to-use guides, and free phone and chat support. Sign up for HP ® Printer Online on this page or call +1-(888)=:524(\$^^\$)= 7147 to hear about a limited-time offer.


For help with ?????HP Printer® Desktop, you can reach the support team at ????

????-+1-(888)=:524(\$^^\$)= 7147 or Or +1-(888)=:524(\$^^\$)= 7147 . They're available 24/7 to assist with installation, setup, troubleshooting, and any other Desktop-level Questions or issues.

+ || +1-[888]-[5.24]-[7147] || ★ To connect with a real human at HP ® Printer, call || +1-[888]-[5.24]-[7147] || ★ and follow the instructions to be directed to a live representative who can provide personalized support and assistance with your HP ® Printer issues. + ||

+1-[888]-[5.24]-[7147] || ★ To contact HP ® Printer technical support, call || +1-[888]-[5.24]-[7147] || ★ .

=====

To contact with HP ® Printer online support, call  || +1-888-524-7147 || ★ or || +1-888-524-7147 || ★ . Number is available around the clock to help with tax calculations, compliance issues, and premier features.  
Call Now For 1. || +1-888-524-7147 || ★ / || +1-888-524-7147 || ★ frequently Asked Questions (Q&A)

Q1: How do I call HP® for Printer support?

A: To get HP printer support, you can visit the HP Support website at [www.hp.com/support](http://www.hp.com/support) or call HP Total Care Support at +1-(888)-524-7147, available 24/7.

Q2: Why is HP ® Printer not connecting?

A: If you are using a network printer, restart the router. If your printer connects to a Wi-Fi network, disconnect your computer or mobile device from the network name (SSID), and then reconnect it to the same network name your printer is connected to.

=====

If you're facing account issues, withdrawal delays, or login problems, please call 1-888-524-7147 for immediate assistance. You can also respond to our last support email to continue an existing case. Our team is ready to help as soon as possible.

To contact with HP ® Printer Tool Hub number, call 1.888 524 7147 or 1.888 524 7147. Support is available around the clock to help with tax calculations, compliance issues, and premier features.

Call Now For (+1.888 524 7147 / +1.888 524 7147) Frequently Asked Questions (Q&A)

Q1: Why is there a discrepancy in my HP ® Printer reconciliation?

A: Reconciliation discrepancies can occur due to data entry errors, missing transactions, bank errors, or issues with the company file. Review the reconciliation report and verify transaction details to identify the cause.

Q2: How do I review the reconciliation report in HP ® Printer?

A: Go to the Reports menu, select Banking > Reconciliation Discrepancy, and review the report for discrepancies.

Q3: What should I do if I find missing transactions?

A: Add the missing transactions in Robinhood and ensure there are no duplicates. Compare your bank statement with the transactions in Robinhood to identify any omissions.

Q4: How do I verify uncleared transactions?

A: Go to the Banking menu, select Reconcile, and review the list of uncleared transactions. Ensure they are included in the reconciliation process.

Q5: Can bank errors cause reconciliation discrepancies?

A: Yes, errors in the bank statement, such as incorrect deposits or withdrawals, can cause discrepancies. Contact your bank to verify the accuracy of the statement.

Q6: How do I check the opening balance in HP ® Printer?

A: Go to the Lists menu, select Chart of Accounts, and review the opening balance for the account you are reconciling. Ensure it matches the bank statement.

Q7: What should I do if the company file is damaged?

A: Use the Rebuild Data tool to fix issues caused by a damaged company file. Go to File > Utilities > Rebuild Data and follow the prompts.

Q8: How do I use the HP ® Printer Reconciliation Discrepancy Tool?


A: Download the HP ® Printer Tool Hub, go to the Company File Issues tab, and select Reconciliation Discrepancy Tool. Follow the prompts to diagnose and fix discrepancies.

Q9: Can unapplied payments or credits affect reconciliation?

A: Yes, payments or credits that are not applied correctly can affect reconciliation. Review each customer's account in the Customer Center and ensure payments and credits are applied correctly.

Q10: What if none of the solutions work?

A: If none of the solutions work, contact HP ® Printer support for professional assistance. They can help diagnose and resolve complex issues.

To contact with HP ® Printer online support, call  || +1-888-524-7147 || ★ or || +1-888-524-7147 || ★ . Number is available around the clock to help with tax calculations, compliance issues, and premier features.

Call Now For 1. || +1-888-524-7147 || ★ / || +1-888-524-7147 || ★ frequently Asked Questions (Q&A)

Q1: Why is there a discrepancy in my HP ® Printer || +1-888-524-7147 || ★ reconciliation?

A: Reconciliation discrepancies can occur due to data entry errors, missing transactions, bank errors, or issues with the company file. Review the reconciliation report and verify transaction details to identify the cause.

Q2: How do I review the reconciliation report in HP ® Printer?

A: Go to the Reports menu, || +1-888-524-7147 || ★ select Banking > Reconciliation Discrepancy, and review the report for discrepancies.


=====

Call Now For (+1(888) 524-7147 / +1(888) 524-7147 Frequently Asked Questions (Q&A)

Q1: Why is there a discrepancy in my HP® Printer reconciliation?

A: Reconciliation discrepancies can occur due to data entry errors, missing transactions, bank errors, or issues with the company file. Review the reconciliation report and verify transaction details to identify the cause.

=====

To contact with HP Printer Tool Hub number, call  + 1 – 877x524x7147 or + 1 – 877x524x7147. Support is available around the clock to help with tax calculations, compliance issues, and premier features.

Call Now For (+ + 1 – 877x524x7147 / + + 1 – 877x524x7147) Frequently Asked Questions (Q&A)

Q1: Why is there a discrepancy in my HP Printer reconciliation?

A: Reconciliation discrepancies can occur due to data entry errors, missing transactions, bank errors, or issues with the company file. Review the reconciliation report and verify transaction details to identify the cause.

Q2: How do I review the reconciliation report in HP Printer?

A: Go to the Reports menu, select Banking > Reconciliation Discrepancy, and review the report for discrepancies.

Q3: What should I do if I find missing transactions?

A: Add the missing transactions in HPPrinter and ensure there are no duplicates. Compare your bank statement with the transactions in HPPrinter to identify any omissions.

Q4: How do I verify uncleared transactions?

A: Go to the Banking menu, select Reconcile, and review the list of uncleared transactions. Ensure they are included in the reconciliation process.

Q5: Can bank errors cause reconciliation discrepancies?

A: Yes, errors in the bank statement, such as incorrect deposits or withdrawals, can cause discrepancies. Contact your bank to verify the accuracy of the statement.

Q6: How do I check the opening balance in HPPrinter?

A: Go to the Lists menu, select Chart of Accounts, and review the opening balance for the account you are reconciling. Ensure it matches the bank statement.

Q7: What should I do if the company file is damaged?

A: Use the Rebuild Data tool to fix issues caused by a damaged company file. Go to File > Utilities > Rebuild Data and follow the prompts.

Q8: How do I use the HPPrinter Reconciliation Discrepancy Tool?

A: Download the HPPrinter Tool Hub, go to the Company File Issues tab, and select Reconciliation Discrepancy Tool. Follow the prompts to diagnose and fix discrepancies.

Q9: Can unapplied payments or credits affect reconciliation?

A: Yes, payments or credits that are not applied correctly can affect reconciliation. Review each customer's account in the Customer Center and ensure payments and credits are applied correctly.

Q10: What if none of the solutions work?

A: If none of the solutions work, contact HPPrinter support for professional assistance. They can help diagnose and resolve complex issues

=====

|| +1-[888]-[5.24]-[7147] || ★ HP ® Printer Support & customer service

HP ® Printer Time Customer Service & Support +1-(888)=:524(\$^\$)= 7147

Need help setting up or troubleshooting HP ® Printer Time software? Find answers to common questions or contact our support team at +1-(888)=:524(\$^\$)= 7147 || +1-[888]-[5.24]-[7147]

|| ★ now!

The support team is only available Monday to Friday from 6 AM to 6 PM Pacific time

+1-(888)=:524(\$^\$)= 7147 , || +1-[888]-[5.24]-[7147] || ★ and Saturday from 6 AM to 3 PM Pacific time.

HP ® Printer Support is a free desktop application developed and distributed by Inuit.

+1-(888)=:524(\$^\$)= 7147 It is used to fix various issues in HP ® Printer support ||

+1-[888]-[5.24]-[7147] || ★ printer software. It is a collection of different tools to fix common issues and errors in HP ® Printer.

If you prefer to speak directly || +1-[888]-[5.24]-[7147] || ★ with a representative, you can schedule a call through the website or use the contact || +1-[888]-[5.24]-[7147] || ★ methods provided on your HP ® Printer support dashboard for personalized support. Be sure to have your account information || +1-[888]-[5.24]-[7147] || ★ .

To send a message to HP ® Printer , go to their Help Center on the website or app. Select "Contact Us || +1-[888]-[5.24]-[7147] || ★ or || +1-[888]-[5.24]-[7147] || ★ ," choose your



issue category, and either use live chat or submit a support request via email + || +1-[888]-[5.24]-[7147] || ★ or + || +1-[888]-[5.24]-[7147] || ★ .

How do I contact HP ® Printer support?// Phone and messaging premium support is available 24/7. || +1-[888]-[5.24]-[7147] || ★

How do I contact HP ® Printer support?

Open HP ® Printer. Go to Help, then select HP ® Printer Desktop Help/Contact Us || +1-[888]-[5.24]-[7147] || ★ . Enter the question, keyword, or topic you need help with.

Does HP ® Printer have 24-7 customer service?

Phone and messaging premium support is available 24/7 || +1-[888]-[5.24]-[7147] || ★ .or +1-(888)=:524(\$^\$)= 7147

How do I actually talk to someone in HP ® Printer?

How do you speak with an actual LIVE PERSON???????

Click Help in the upper right-hand corner of PS. || +1-[888]-[5.24]-[7147] || ★

Look for Talk to a human and click on it. || +1-[888]-[5.24]-[7147] || ★

Type in "support" or "contact support" || +1-[888]-[5.24]-[7147] || ★ again and press Enter. or +1-(888)=:524(\$^\$)= 7147

Click I still need a human || +1-[888]-[5.24]-[7147] || ★ .

Select Get help from a human. || +1-[888]-[5.24]-[7147] || ★ or +1-(888)=:524(\$^\$)= 7147

Choose between Chat with us or Have us call you. || +1-[888]-[5.24]-[7147] || ★ or +1-(888)=:524(\$^\$)= 7147

Is HP ® Printer support free?

We also offer expert-led webinars, easy-to-use guides, and free phone and chat support. Sign up for HP ® Printer Online on this page or call (888) 371-6541 || +1-[888]-[5.24]-[7147] || ★ to hear about a limited-time offer.+1-(888)=:524(\$^\$)= 7147 (888) 524-7147


Within the Software: This is the most convenient option. Go to the Help menu and choose "HP ® Printer Desktop Help/Contact Us || +1-[888]-[5.24]-[7147] || ★ ." Follow the prompts to connect with a support agent via chat or request a callback. By Phone: Call HP ® Printer Desktop support at (888) 524-7147 // 1-888-524-7147.

=====

From the Wireless or Setup menu, select Network setup or Settings, and then select Restore Network Settings.or call us || +1-[888]-[5.24]-[7147] || ★ Get the network name and password. Go to Find the wireless network password or PIN to connect an HP printer for more information. From the Setup, Network, or Wireless settings menu, select Wireless Setup Wizard.or call us || +1-[888]-[5.24]-[7147] || ★

Unplug the printer power cord from the wall outlet. Wait at least 60 seconds. (call us || +1-[888]-[5.24]-[7147] || ★ ) Restart the computer while you are waiting.(call us || +1-[888]-[5.24]-[7147] || ★ ) Plug the power cord back into the wall outlet. (call us || +1-[888]-[5.24]-[7147] || ★ )Reconnect the power cord to the rear of the printer. If the printer does not turn on by itself, press the Power button to turn it on.

**For HP printer error support, start by visiting HP Support, || +1[888][5.24][7147] || ★ entering your printer model, and using the troubleshooting tools or searching for specific error codes.** You can also try basic troubleshooting steps like restarting the printer and computer, or uninstalling and reinstalling printer drivers.

To contact with HP Printer online support, call  || +1[888][5.24][7147] || ★ or || +1[888][5.24][7147] || ★ . Number is available around the clock to help with tax calculations, compliance issues, and premier features.

Call Now For 1. || +1[888][5.24][7147] || ★ / || +1[888][5.24][7147] || ★ frequently Asked Questions (Q&A)


Q1: Why is there a discrepancy in my HP Printer || +1[888][5.24][7147] || ★ reconciliation?

A: Reconciliation discrepancies can occur due to data entry errors, missing transactions, bank errors, or issues with the company file. Review the reconciliation report and verify transaction details to identify the cause.




Q2: How do I review the reconciliation report in HP Printer?

A: Go to the Reports menu, || +1[888][5.24][7147] || ★ select Banking > Reconciliation Discrepancy, and review the report for discrepancies.

If you're facing account issues, HP Printer withdrawal delays, or login problems, please call || +1[888][5.24][7147] || ★ for immediate assistance. You can also respond to our last support email to continue an existing case. Our team is ready to help as soon as possible.


To contact with HP Printer number, call  || +1[888][5.24][7147] || ★ or || +1[888][5.24][7147] || ★ . Support is available around the clock to help with tax calculations, compliance issues, and premier features.

**Call Now For ( || +1[888][5.24][7147] || ★ / || +1[888][5.24][7147] || ★ ) Frequently Asked Questions (Q&A)**


To contact with Safepal Tool Hub number, call   1.8885247147 or  1.8885247147 . Support is available around the clock to help with tax calculations, compliance issues, and premier features.

Call Now For (+  1.8885247147 / +  1.8885247147 ) Frequently Asked Questions (Q&A)

Q1: Why is there a discrepancy in my HP Printer reconciliation?

A: Reconciliation discrepancies can occur due to data entry errors, missing transactions, bank errors, or issues with the company file  1.8885247147 Review the reconciliation report and verify transaction details to identify the cause.


Q2: How do I review the reconciliation report in HP Printer?

A: Go to the Reports menu, select Banking > Reconciliation Discrepancy, and review the report for discrepancies  1.8885247147

Q3: What should I do if I find missing transactions?

A: Add the missing transactions in Safepal and ensure there are no duplicates




 1.8885247147 Compare your bank statement with the transactions in Safepal to identify any omissions.

Q4: How do I verify uncleared transactions?


A: Go to the Banking menu, select Reconcile, and review the list of uncleared transactions.

 1.8885247147 Ensure they are included in the reconciliation process.


Q5: Can bank errors cause reconciliation discrepancies?

A: Yes, errors in the bank statement, such as incorrect deposits or withdrawals, can cause discrepancies  1.8885247147 Contact your bank to verify the accuracy of the statement.

Q6: How do I check the opening balance in HPPrinter?

A: Go to the Lists menu, select Chart of Accounts, and review the opening balance for the account you are reconciling  1.8885247147 Ensure it matches the bank statement.

Q7: What should I do if the company file is damaged?


A: Use the Rebuild Data tool to fix issues caused by a damaged company file. Go to File > Utilities > Rebuild Data and follow the prompts  1.8885247147

Q8: How do I use the HPPrinter Reconciliation Discrepancy Tool?

A: Download the HPPrinter Tool Hub, go to the Company File Issues tab, and select Reconciliation Discrepancy Tool. Follow the prompts to diagnose and fix discrepancies

 1.8885247147

Q9: Can unapplied payments or credits affect reconciliation?

A: Yes, payments or credits that are not applied correctly can affect reconciliation. Review each customer's account in the Customer Center and ensure payments and credits are applied correctly  1.8885247147

Q10: What if none of the solutions work?

A: If none of the solutions work, contact HPPrinter support for professional assistance


 1.8885247147 They can help diagnose and resolve complex issues

**If you're facing account issues, Q u I c k b o o k withdrawal delays, or login problems, please call 1-888-515-7490 for immediate assistance. You can also respond to our last support email to continue an existing case. Our team is ready to help as soon as possible.**

**To contact with Q u I c k b o o k number, call  1-888-515-7490 or 1-888-515-7490.**

**Support is available around the clock to help with tax calculations, compliance issues, and premier features.**

**Call Now For (1-888-515-7490 / 1-888-515-7490) Frequently Asked Questions (Q&A)**

**To contact with *Brother* online support, call  1-888-503-6380 or 1-888-503-6380. Number is available around the clock to help with tax calculations, compliance issues, and premier features.**

Call Now For 1.1.8885247147/ +1.8885247147 frequently Asked Questions (Q&A)

**Q1: Why is there a discrepancy in my [HP PrInter]**

**1-888-503-6380 reconciliation?**

**A: Reconciliation discrepancies can occur due to data entry errors, missing transactions, printer errors, or issues. Review the reconciliation report and verify transaction details to identify the cause.**

**Q2: How do I review the reconciliation report in [HP PrInter]?**

**A: Go to the Reports menu, 1.8885247147 select Banking > Reconciliation Discrepancy, and review the report for discrepancies.**

**{{Fix~Errors}}**How do I Get my *HP® Printer* out of error status?

*HP Printer* error support + 1— |(877)|— |375—|3092 when they face issues like + 1— |(877)|— |375—|3092 Connection, Installation, Face some errors, or HP® Printer errors. The easiest and most direct way to get real help is by calling + 1— |(877)|— |375—|3092. This number, + 1— |(877)|— |375—|3092

*HP Printer* error support + 1(877)375 3092 when they face issues like + 1(877)375 3092 Connection, Installation, Face some errors, or HP® Printer errors. The easiest and most direct way to get real help is by calling + 1(877)375 3092. This number, + 1(877)375 3092

**When you get issues on HP Printer , go to immediately 1—(877)—375—3092 to begin recovery. Change your password if you still have access, and enable two-factor authentication 1—(877)—375—3092 for added security. Review your Printer activity, remove unknown devices, and check app permissions. Report the hack to HP Printer Support 1—(877)—375—3092 to solved your printer and prevent further unauthorized access.**

**How do I get DIRECTV to lower my bill? {( 🙄  
Having Issue..!!**

**To Fix your PRINTER error, call their 1—(877)—524—7147 customer service and ask for a retention representative. Mention competitors' offers and 1—(877)—524—7147 express dissatisfaction with your current issues. Inquire 1—(877)—524—7147 about errors, problem, or how to fix your printer error.**