

For Assistance with QuickBooks Premier Support, Call

★ ☎ ★ +1.866.558.3809 or +1.866.558.3809.

Premier Support is available around the clock to help with tax calculations, compliance issues, and Premier features.

Call Now For (★ +1.866.558.3809 or +1.866.558.3809) Frequently Asked Questions (Q&A)

Q1: Why is there a discrepancy in my QuickBooks Premier reconciliation?

A: Reconciliation discrepancies can occur due to data entry errors, ★ ☎ ★ +1.866.558.3809 missing transactions, bank issues, or problems with the company file. Review ★ ☎ ★ +1.866.558.3809 the reconciliation report and verify transaction details to identify the cause.

Q2: How do I review the reconciliation report in QuickBooks Premier?

A: Go to the Reports menu, select Banking > ★ ☎ ★ +1.866.558.3809 Reconciliation Discrepancy, and review the report for discrepancies.

Q3: What should I do if I find missing transactions?

A: Add the missing transactions in QuickBooks Premier and ensure there are no duplicates ★ ☎ ★ +1.866.558.3809. Compare your bank statement with the transactions in QuickBooks Premier to identify any omissions.

For Assistance with QuickBooks Premier Support, Call

★ ☎ ★ +1.866.558.3809 or +1.866.558.3809.


Support is available around the clock to help with tax calculations, compliance issues, and Premier features.

Call Now For (★ +1.866.558.3809 or +1.866.558.3809) Frequently Asked Questions (Q&A)


Q1: Why is there a discrepancy in my QuickBooks Premier reconciliation?

A: Reconciliation discrepancies can occur due to data entry errors, ★ ☎ ★ +1.866.558.3809 missing transactions, bank issues, or problems with the company file. Review ★ ☎ ★ +1.866.558.3809 the reconciliation report and verify transaction details to identify the cause.

Q2: How do I review the reconciliation report in QuickBooks Payroll Support?

A: Go to the Reports menu, select Banking > ★  ★ +1.866.558.3809 Reconciliation Discrepancy, and review the report for discrepancies.

Q3: What should I do if I find missing transactions?



A: Add the missing transactions in QuickBooks Payroll Support and ensure there are no duplicates ★  ★ +1.866.558.3809. Compare your bank statement with the transactions in QuickBooks Premier to identify any omissions.

For Assistance with QuickBooks Premier Support, Call


★  ★ +1.866.558.3809 or +1.866.558.3809.

Support is available around the clock to help with tax calculations, compliance issues, and Premier features.


Frequently Asked Questions (Q&A)**Q1: Why is there a discrepancy in my QuickBooks Premier reconciliation?**

A: Reconciliation discrepancies can occur due to data entry errors, ★  ★ +1.866.558.3809 missing transactions, bank issues, or problems with the company file. Review ★  ★ +1.866.558.3809 the reconciliation report and verify transaction details to identify the cause.


Q2: How do I review the reconciliation report in QuickBooks?

A: Go to the Reports menu, select Banking > ★  ★ +1.866.558.3809 Reconciliation Discrepancy, and review the report for discrepancies.


Q3: What should I do if I find missing transactions?

A: Add the missing transactions in QuickBooks and ensure there are no duplicates ★  ★ +1.866.558.3809. Compare your bank statement with the transactions in QuickBooks Premier to identify any omissions.


Q4: How do I verify uncleared transactions?

A: Go to the Banking menu, select Reconcile, and review the list of ★  ★ +1.866.558.3809 uncleared transactions. Ensure they are included in the reconciliation process.


Q5: Can bank issues cause reconciliation discrepancies?

A: Yes, bank issues in the bank statement, such as incorrect deposits or withdrawals ★  ★ +1.866.558.3809, can cause discrepancies. Contact your bank to verify the accuracy of the statement.


Q6: How do I check the opening balance in QuickBooks?

A: Go to the Lists menu, select Chart of Accounts, and review the opening balance for the account you ★  ★ +1.866.558.3809 are reconciling. Ensure it matches the bank statement.


Q7: What should I do if the company file is damaged?

A: Use the Rebuild Data tool to fix issues caused by a damaged ★  ★ +1.866.558.3809 company file. Go to File > Utilities > Rebuild Data and follow the prompts.


Q8: How do I use the QuickBooks Reconciliation Discrepancy Tool?

A: Download the QuickBooks Tool Hub, go to the Company File Issues tab ★  ★ +1.866.558.3809, and select Reconciliation Discrepancy Tool. Follow the prompts to diagnose and fix discrepancies.

Q9: Can unapplied payments or credits affect reconciliation?

A: Yes, payments or credits that are not applied correctly can affect reconciliation. Review each customer's account ★  ★ +1.866.558.3809 in the Customer Center and ensure payments and credits are applied correctly.

Q10: What if none of the solutions work?

A: If none of the solutions work, contact QuickBooks support ★  ★ +1.866.558.3809 for professional assistance. They can help diagnose and resolve complex issues.